

FCL Talks

EduPresos in Teachmeet Style

Teaching in Time of Corona

Montserrat Jiménez Vila (ES)

27 March 2020, 2 pm CET

Hosts: Bart Verswijvel & Arjana Blazic



Montse Jiménez
@montserratjimvi

Teacher at Prats de la Carrera
High School

<http://www.pratsdelacarrera.org/>



Innovation and Teacher training at

VEDRUNA CATALUNYA EDUCACIÓ

<https://vedrunacatalunya.cat/>



STARTING POINT

**TEACHING
AT HOME** \neq **TEACHING
AT SCHOOL**

- Unplanned
- Unexpected
- Unpredictable

How are kids and teenagers facing this ?

STARTING POINT

**TEACHING
AT HOME**

=

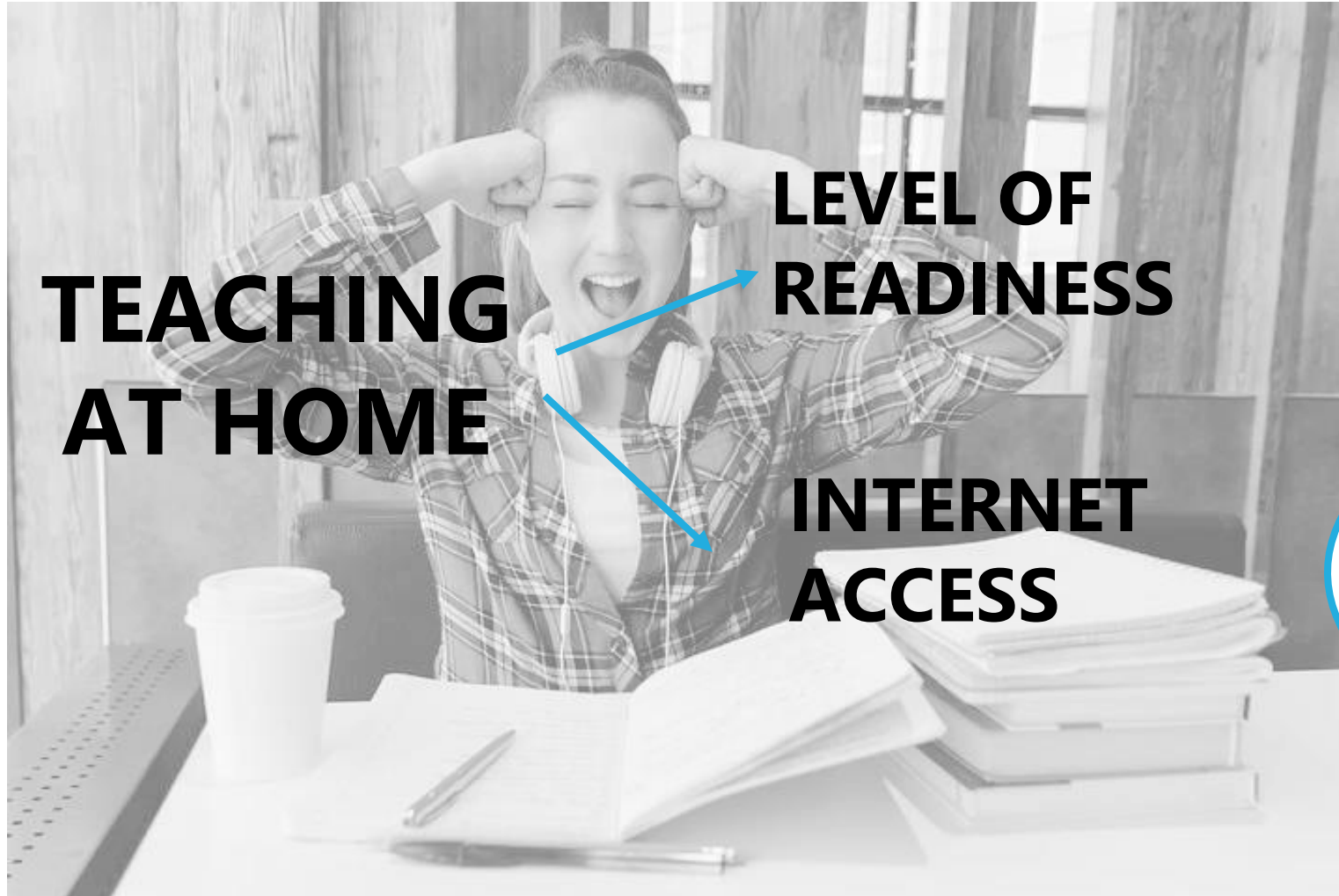
**Lots of
exercises**

**Lots of
routine tasks**

**Lots of cool
apps**

Redesign!!!

STARTING POINT



WHAT?
HOW?

WHAT ?

1. **DOSAGE** : Cannot be 7/24 teachers and students need time for other essential things

1. **ENGAGEMENT** : Try and Engage them

1. **SKILLS** : Focus on both personal and professional skills

1. **UNIVERSAL DESIGN OF LEARNING** :

Equal opportunity to succeed

1. **REAL LEARNING EXPERIENCES** : Provide real learning

Learning takes place
in different scenarios

HOW?

1. PLAN

Strategy

Objectives

Learning Experiences



HOW?

2. COMMUNICATE



Different Purposes
Different Channels



HOW?

3. IKEA PHILOSOPHY : Do -it -Yourself

HyperDocs



+



Google Slides

+



EDpuzzle



You Tube Live

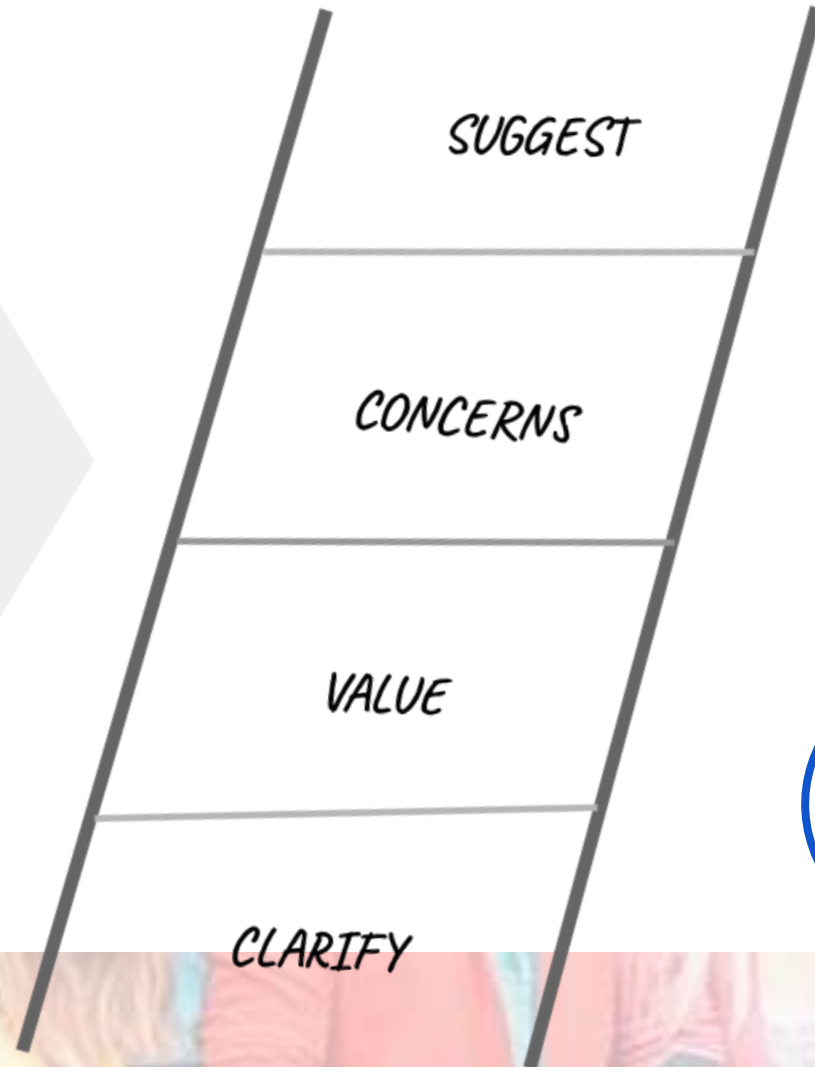
Use tools and Strategies that help

- Self-Regulation
- Self-Assessment
- Self-Learning



HOW

4.GIVE FEEDBACK



Ladder of Feedback

EVALUATION
QUALIFICATION
?

HOW



5. GET INSPIRED + HELP AND MENTOR





2








examples



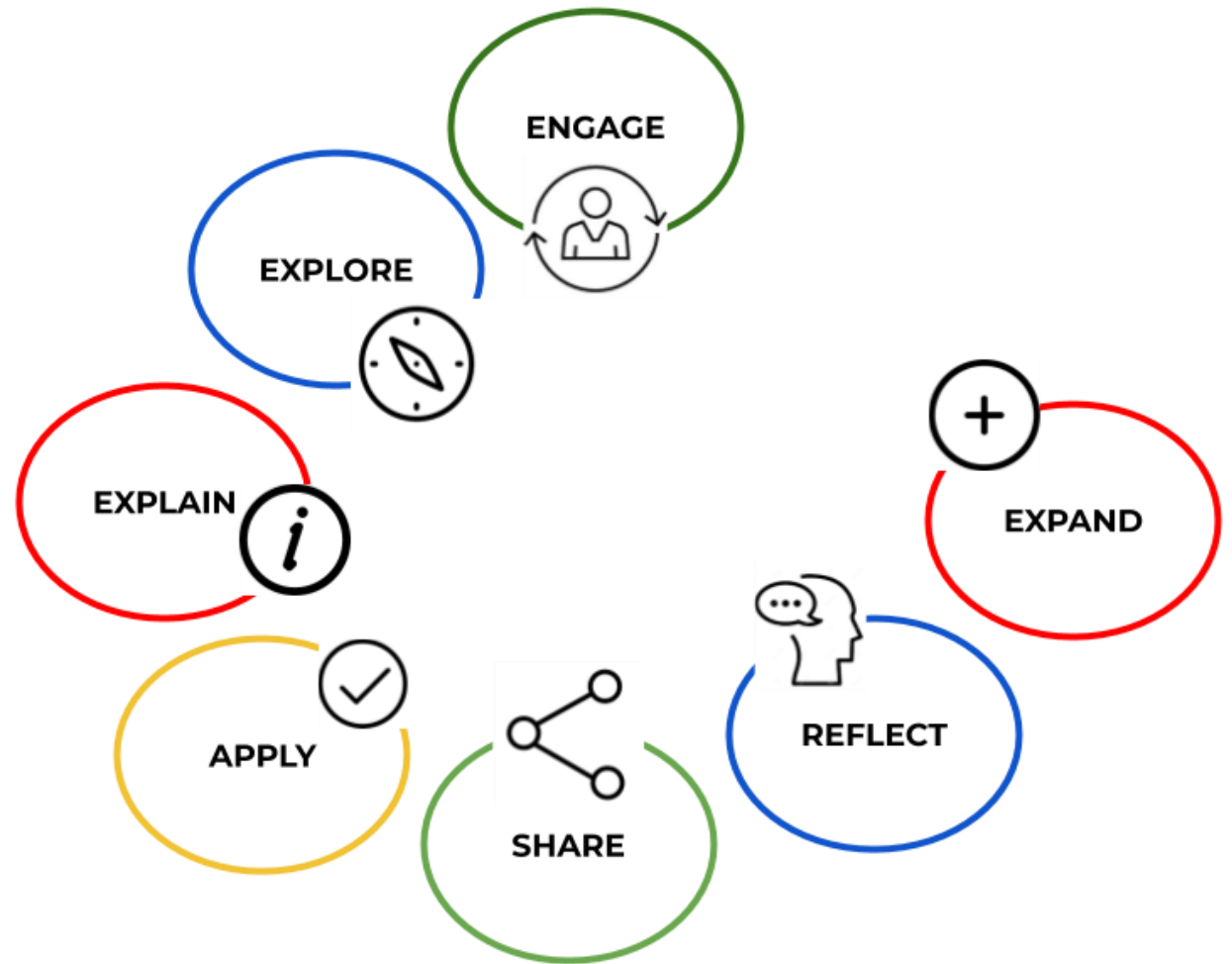
<https://hyperdocs.co/>


LESSON TITLE

To use this HyperDoc template make a copy, then follow the lesson design notes to add content, links, and instructions. A completed lesson template is meant for students to use. HyperDoc templates are easy to alter, edit, and customize to the structure of the lesson you are creating, just follow the instructions below. Share the HyperDoc lesson through Google Classroom or with a link and guide your students through the learning experience.

	Engage To engage students at the beginning of a lesson, insert video, image, quote, or another inspirational hook in this box.
	Explore Curate a collection of resources (articles, videos, infographics, text excerpts, etc.) for students to explore a topic.
	Explain Use this section of the HyperDoc to explain the lesson objective through direct instruction using your favorite web tool, or gather students together to teach the content.
	Apply Create an assignment for students to apply what they learn by using web tools to create, collaborate, and/or connect beyond the classroom.
	Share Collect student work to provide feedback, and/or include a section for students to share work with an authentic audience.
	Reflect Include an opportunity for face-to-face or digital reflection to guide students along their learning progression and set new goals.
	Extend Add links to more activities and online resources to extend the learning.

A hyperdoc





LOVE IN THE 21st CENTURY



LOVE LETTER 4

Data de venciment: 3 d'abr.



LOVE IN THE 21st Century TASK 3

Publicat el dia 23 de març

Us adjunto dos enllaços: un és el document sencer a tota la unitat. L'altre és un àudio que us he fet explicant de què anava. Primer escolteu l'audio si us plau. Veureu que acaba amb dues senzilles tasques de Writing. Una una carta i una altra un missatge que compartirem a Insta . Pel mig hi ha exercicis. TENU TEMPS , de moment aquesta setmana sencera i l'altra, d'acord? Així us podeu organitzar millor. Escriviu pels dubtes. Si algú fa ja el missatge a l'insta m'aviseu, tot això ho recopilo.'ANIM a totes i tots.



Instructions.webm
Vídeo









Writing Unit : Love in the ...
Documents de Google

3 comentaris de la classe

[Mostra el material](#)

LOVE IN THE 21st CENTURY








From Shakespeare's Romeo & Juliet to the 21st Century Romeos and Juliets
Writing a Love Letter and a Love Message

	<h2>1.ENGAGE</h2> <p>Watch, Listen , Read...</p> <div>    </div>
1.	<p>YOU TUBE: GNOME AND JULIET</p> <p>NETFLIX: VIOLET AND FINCH LOVE ALARM A TODOS LOS CHICOS DE LOS QUE ME ENAMORÉ</p> <p>SPOTIFY : Ed Sheran Perfect by ed Sheran Lewis Capaldi Before You go</p> <p>OTHER:</p> <div>    </div>
Check	<p>Finished? Enter the link and answer: ACTIVITY 1</p>



© HyperDocs Montse Jiménez - @montserratjimvi







<http://www.pratsdelacarrera.org/> <https://vedrunacatalunya.cat/>

	<h2>2.Explore : Read and Learn</h2> <p>ROMEO AND JULIET Enter the PADLET and Read: </p> <p>https://padlet.com/montsejimenez1/xz6292nkk4cj</p> <div> <div>1. ABOUT SHAKESPEARE William Shakespeare (1564-1616) English poet and playwright Shakespeare is widely considered to be the greatest writer in the English language. William Shakespeare was born in Stratford-upon-Avon on 23rd April 1564. He wrote 37 mostly comedy in the 1590s. These short poems, and with many more as he lived, his works are considered to be his most beautiful work with language and words. The plays of Shakespeare have been studied more than any other writing in the English language and have been translated into numerous languages. The same tragedies, comedies and histories. He combined popular entertainment with an extraordinary poetic capacity for expression. Shakespeare died in 1616. It is not clear how he died and there are different possibilities. In 1616, there was an outbreak of bubonic plague in London.</div> <div>2. ABOUT ROMEO AND JULIET Romeo and Juliet is a play written by Shakespeare. It is a tragic love story where the two main characters, Romeo and Juliet, are in love but are from different families that fall in love. Due to their families arguing conflict, they cannot be together, so they kill themselves. Romeo and Juliet is a Shakespearean tragedy.</div> <div>3. SOME THEMES IN ROMEO AND JULIET 1. LOVE AS A CAUSE OF VIOLENCE 2. THE MISERABLE YOUTHFUL SOCIETY 3. THE POWER OF FORTUNES 4. LOVE AT FIRST SIGHT 5. REVENGE 6. BETRAYAL 7. LOVE AND DEATH 8. THE POWER OF FORTUNES 9. LONELINESS 10. FATE</div> <div>4. ROMEO AND JULIET IN THE HISTORY OF MUSIC: ONE EXAMPLE The British rock band The Beatles have a song about 'Romeo and Juliet'. This song was inspired by the tragedy of the young lovers' romance and likely inspired the lyrics of another rock band.</div> <div>5. ROMEO AND JULIET IN THE CINEMA: LEONARDO TO CAPRIO AS ROMEO William Shakespeare</div> </div> <p>Check</p>
Check	<p>Finished? You can check your knowledge: Exercises 1</p> <p>You can write your answers in this google Form: ANSWERS</p> 
	<h2>3. Explain : Writing letters and messages</h2> <p>How to write Love letters? Check this link Writing letters How to write short messages? Get inspired in Writing Messages</p> <div>    </div>



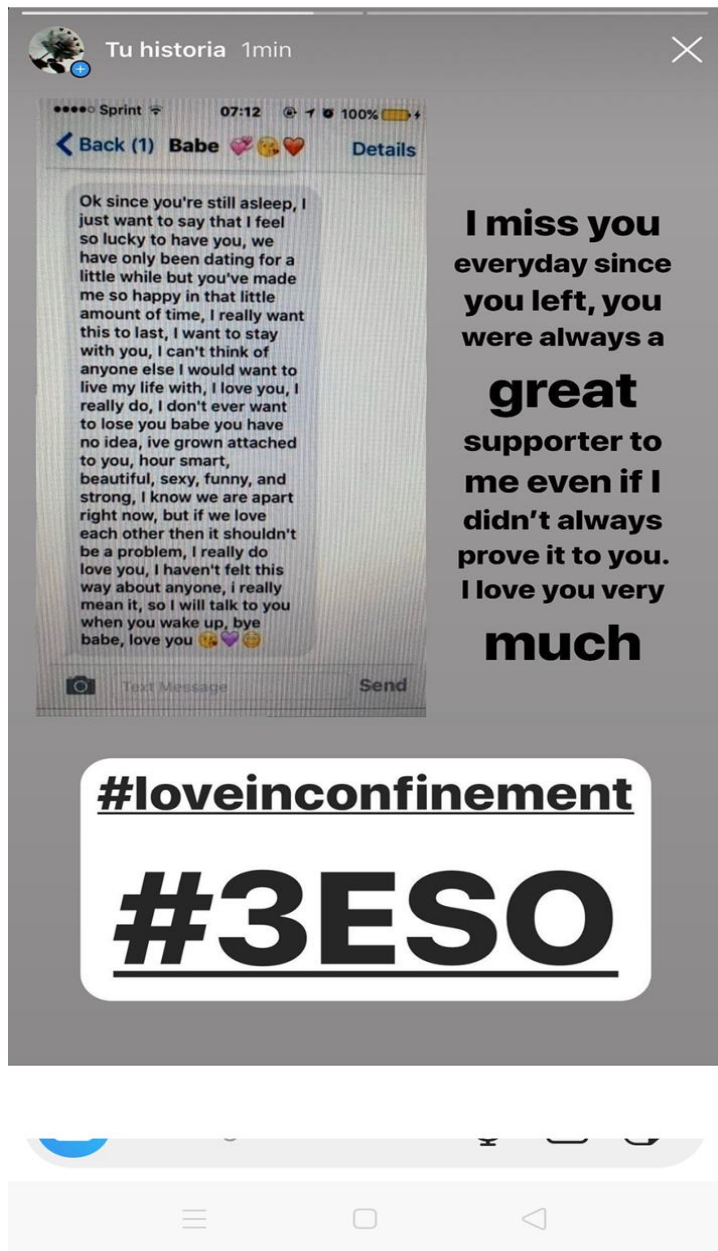
© HyperDocs Montse Jiménez - @montserratjimvi

<http://www.pratsdelacarrera.org/> <https://vedrunacatalunya.cat/>

	<h2>4. Apply : Your letters and messages</h2> <p>Now it is your turn You have two tasks in google Classroom WRITING TASK 1. Your Love Letter -Writing a Love Letter 2. Your love Message -Writing a Love Message</p> 
	<h2>5.Share</h2> <p>We are going to share our LOVE MESSAGES to those we love</p>  <p>#loveinconfinement #3ESO @montserratjimvi</p>
	<h2>6.Reflect : Think upon learning</h2> <p>As usual, complete your portfolio with the reflection tasks there</p> 



© HyperDocs Montse Jiménez - @montserratjimvi
<http://www.pratsdelacarrera.org/> <https://vedrunacatalunya.cat/>





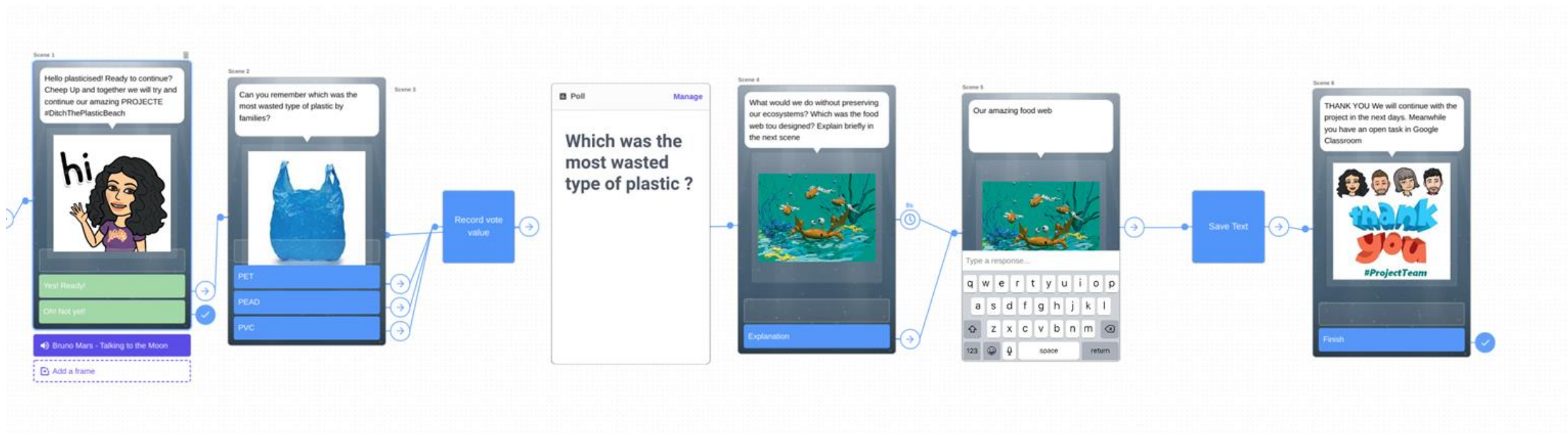
2


examples



Using Metaverse VIRTUAL REALITY

1. Design Experience





Using Metaverse VIRTUAL REALITY

2. Generate Code /Link




Ditch The Plastic Beach - English

No description

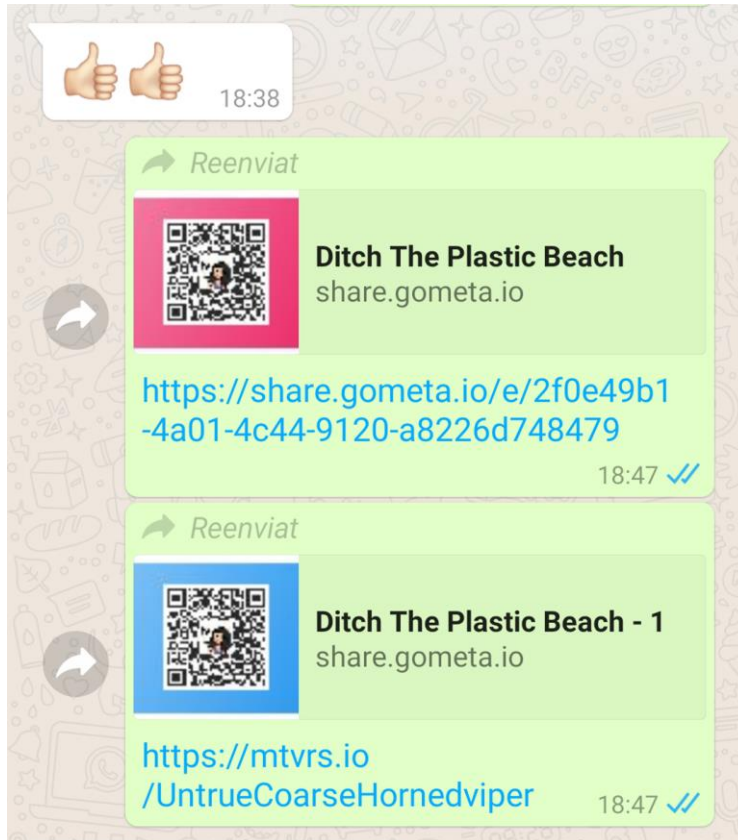
Scan the code with your phone to
open this experience





Using Metaverse VIRTUAL REALITY

3. Share



REPTES DES DE CASA



Seguiment de Tasques i un regal 6

Publicat el dia 22 de març



BOTTLE WITH TINKERCAD 19

Data de venciment: 20 de ma...



Repte 3 13

Última modificació: 18 de ma...



AMAZING VIDEOS REPTE 2


Data de venciment: 20 de ma...



REPTE 2

Publicat el dia 16 de març

Aquest és el vídeo del repte 2. Per veure'l descarregueu app Metaverse del mòbil.





ENGAGE AND CONNECT USING VR



WHY AND HOW



SOME STUDENT'S PRODUCTIONS



WANT TO SEE HOW IT LOOKS LIKE ?



#DitchThePlasticBeach



Prats de la Carrera

1

Challenge 1



Reflect and discuss

2

Challenge 2



Become a MAKER

3

Challenge 3

3D

STEM and 3D design

4

Challenge 4



Self-assessment

AL FINAL TOT ANIRÀ BÉ

*“In the end everything will
be fine”*

DOCTOR PRATS
@DoctorPrats

THANK YOU !



FCL Talks

Recordings & Presentations

fcl.eun.org/fcltalks

More info:

bart.verswijvel@eun.org

