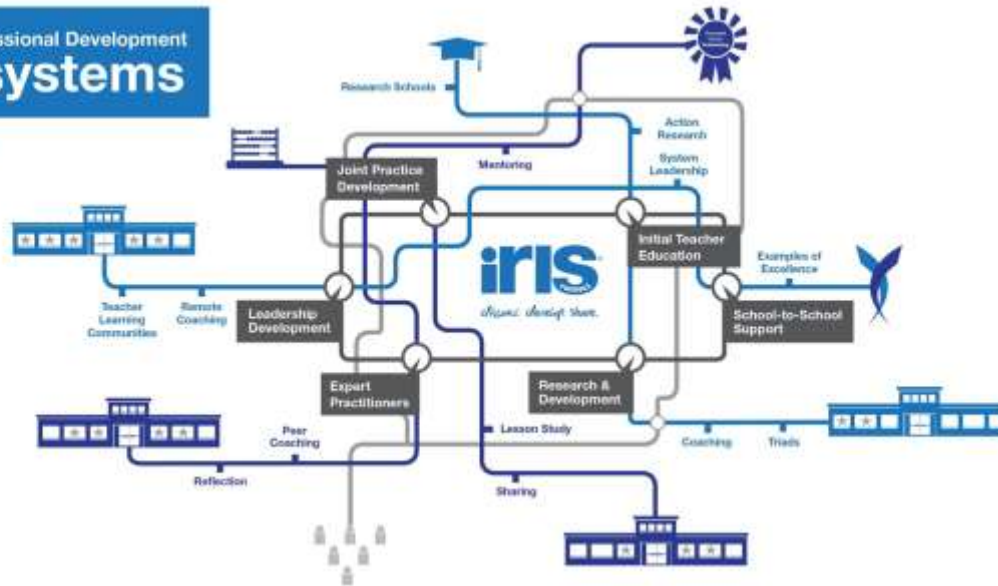


# The Digital Future of Supporting Teachers' Career Long Learning



# Making the Network for teaching

## Enabling Professional Development Eco-systems



1. 2500 organizations
2. 40 countries
3. Over 100,000 teachers
4. 5000 videos per week
5. 200,000 hours of video on platform

# Finding The Right Blend

## Each stage is required, but is insufficient alone

Joyce & Showers (2002)

Type of experience	What it does	Skill transfer
<b>Presentation/Theory</b>	Helps the learner become aware of a new skill, strategy or teaching practice	<b>5%</b>
PLUS+ <b>Modeling &amp; Demonstration</b>	Provides the learner with a chance to see 'what it looks like'	<b>10%</b>
PLUS+ <b>Practice &amp; Self Reflection</b>	Allows the learner to practice in a workshop or within a Professional Learning Community	<b>20%</b>
PLUS+ <b>Peer Feedback</b>	Helps the learner understand how to modify their performance to be more effective	<b>25%</b>
PLUS+ <b>Ongoing Collaboration</b>	Provides the learner with real time, job embedded coaching and mentoring in the context of planning learning goals, implementing strategies, evaluating progress	<b>90%</b>

# Observation Challenges

1 **Expensive** and hard to scale

2 Subjective and **disruptive**

3 Challenges with **travel**

4 Associated with **performance management**  
and summative assessment



# The video dilemma



1

Ease of use

2

Security and privacy

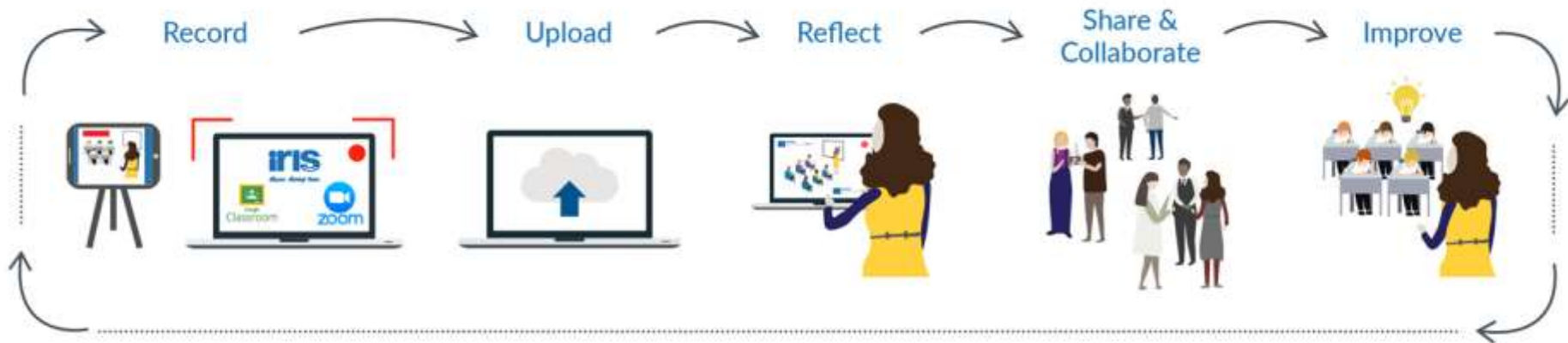
3

Storage

4

Giving just the tools is not enough

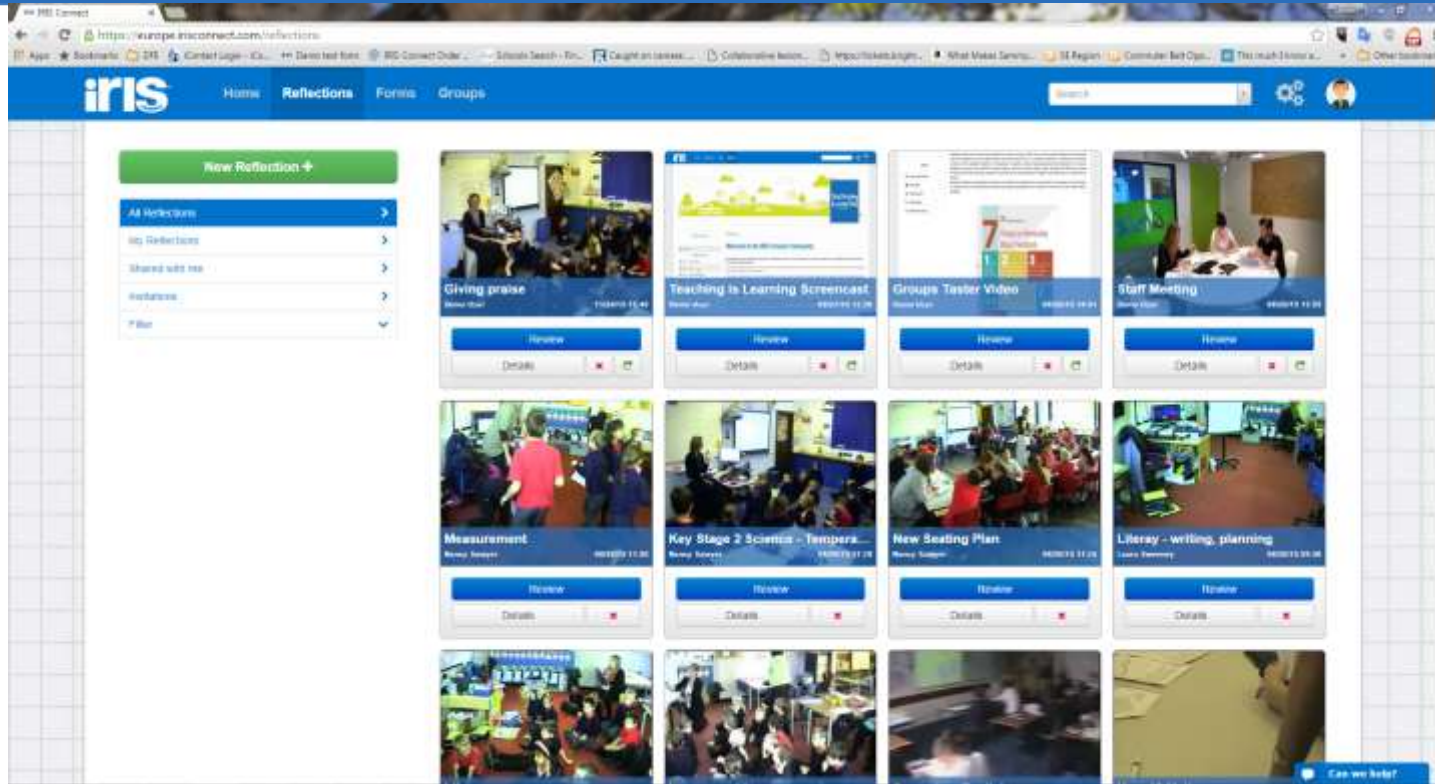
# How the system works



# Tools for analysis & collaboration

The screenshot displays the iris Connect web interface. At the top, there is a navigation bar with 'Home', 'Reflections', 'Forms', and 'Groups' menus, a search bar, and a user profile icon. The main content area features a video player showing a classroom scene with a teacher and students. Below the video, there are tabs for 'Edit', 'Details', 'Privacy', and 'Share', along with the video title 'Title: Nigel's Maths Lesson'. To the right of the video player are tabs for 'Comments', 'Forms', and 'Files'. Below the video player, there is a section for video details including a description, duration (15:54), and an 'Advanced' settings icon. A green 'Upload Videos' button is present, along with a placeholder for dragging a new video. The comments section on the right includes a text input field, an 'Add comment' button, and two example comments with replies. The first comment is 'Pupil responses to having correct answers shows enthusiasm for subject' by Nancy Sawyer, with a reply 'Evidence of engagement'. The second comment is 'Good rapport with pupils - Teacher responds to trivial comment from pupil with interest and humour' by Nancy Sawyer, with a reply.

# Video library of real teaching





# European Projects

Co-funded by the  
Erasmus+ Programme  
of the European Union



<http://itelab.eun.org/>



<https://visualproject.eu/>



Horizon2020  
European Union Funding  
for Research & Innovation



<https://fcl.eun.org/mensi>

# Thank you!



Feel free to get in touch:

[vesna@irisconnect.co.uk](mailto:vesna@irisconnect.co.uk)